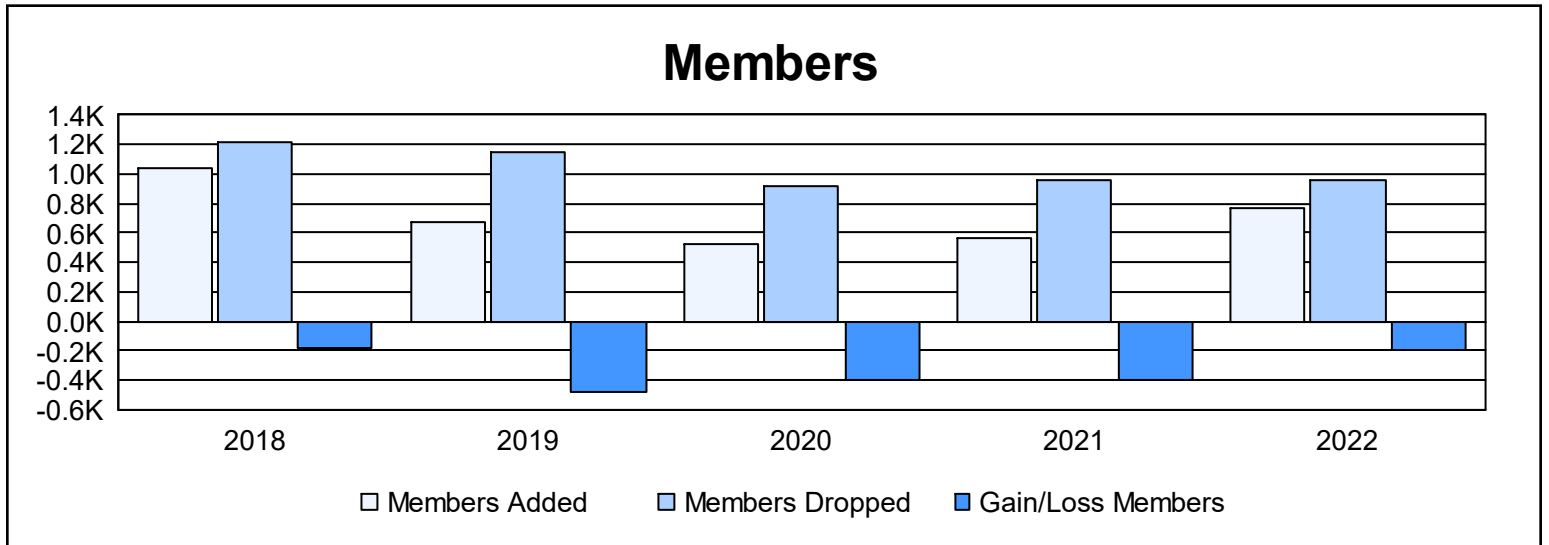
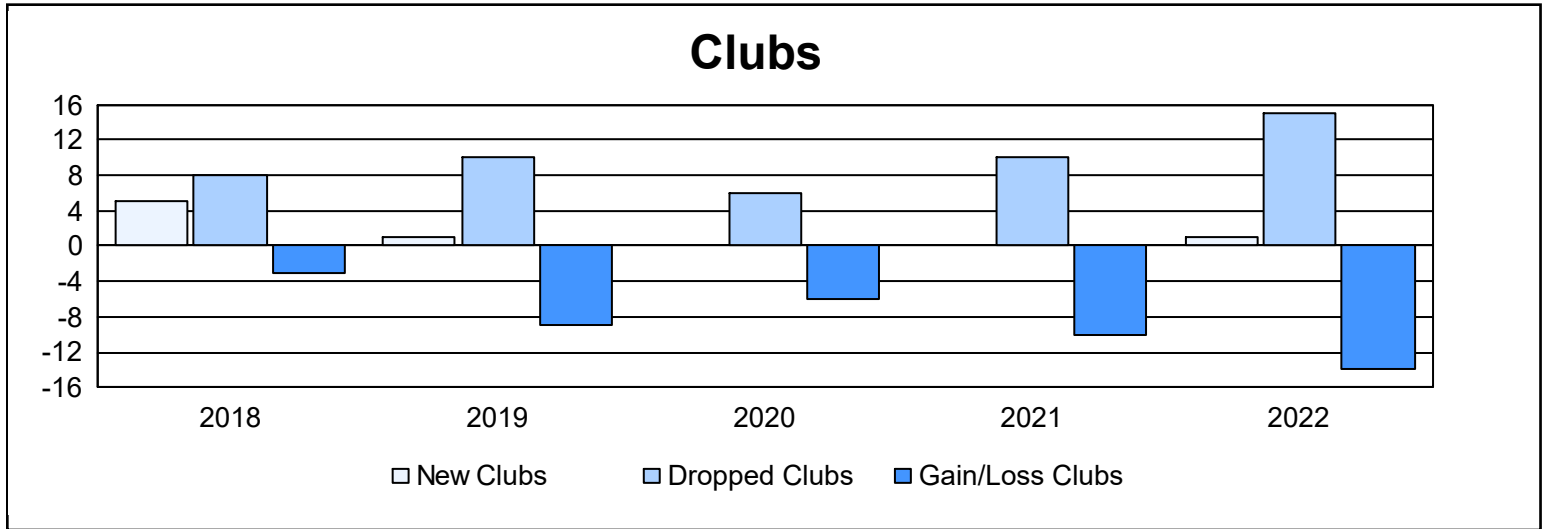
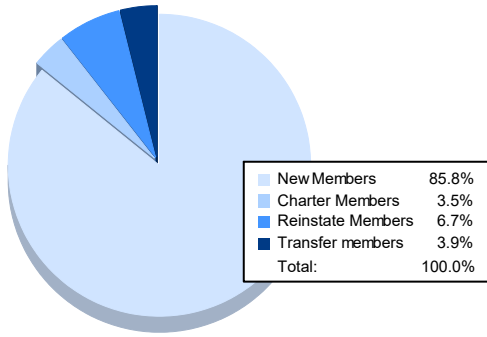


Year	New Clubs	Dropped Clubs	Gain/ Loss Clubs	New Members	Charter Members	Reinstate Members	Transfer Members	Total Member Added	Total Members Dropped	Gain/ Loss Members
2017-2018	5	8	-3	785	141	46	70	1,042	1,221	-179
2018-2019	1	10	-9	546	33	56	33	668	1,148	-480
2019-2020	0	6	-6	462	1	29	29	521	913	-392
2020-2021	0	10	-10	508	5	33	20	566	965	-399
2021-2022	1	15	-14	655	27	51	30	763	964	-201
Average	1	10	-8	591	41	43	36	712	1,042	-330



Membership Composition June 2022 Cumulative



Gender Composition June 2022 Cumulative

